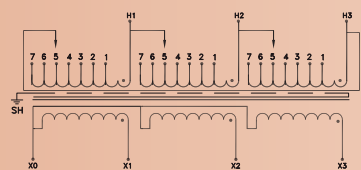
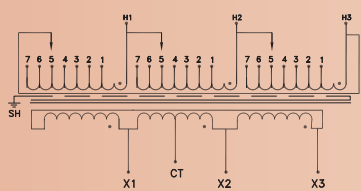


Three Phase DOE 2016 Compliant Transformers



73-63XXSH Series

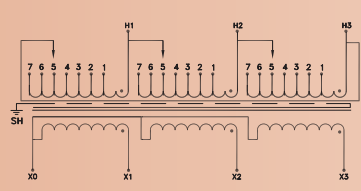
480 Volt Delta Primary, 208Y/120 Volt Secondary, 60 Hz May be used on a 480Y/277 supply									
kVA	Catalog Number	Taps	Mtg. Type W = Wall F = Floor	Conn. Dia.	Height A	Width B	Depth C	Est. Ship Weight (Lbs.)	Wall Brackets (Optional)
15	73-6315SH	2 - 2 1/2% FCAN 4 - 2 1/2% FCBN	W or F	15	23.5	18.8	18.5	260	BR-890
30	73-6330SH	2 - 2 1/2% FCAN 4 - 2 1/2% FCBN	W or F	15	29.0	24.3	20.9	420	BR-890
45	73-6345SH	2 - 2 1/2% FCAN 4 - 2 1/2% FCBN	W or F	15	29.0	24.3	20.9	480	BR-890
75	73-6375SH	2 - 2 1/2% FCAN 4 - 2 1/2% FCBN	W or F	15	32.0	27.3	26.3	690	BR-892
112.5	73-63112SH	2 - 2 1/2% FCAN 4 - 2 1/2% FCBN	F	15	41.0	34.3	26.8	960	N.A.
150	73-63150SH	2 - 2 1/2% FCAN 4 - 2 1/2% FCBN	F	15	41.0	34.3	26.8	1240	N.A.



73-62XXSH Series

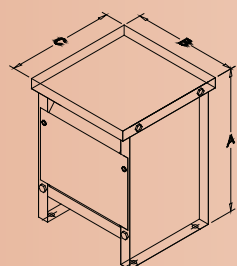
480 Volt Delta Primary, 240 Volt Secondary with reduced capacity center tap, 60Hz May be used on a 480Y/277 supply									
kVA	Catalog Number	Taps	Mtg. Type W = Wall F = Floor	Conn. Dia.	Height A	Width B	Depth C	Est. Ship Weight (Lbs.)	Wall Brackets (Optional)
15	73-6215SH	2 - 2 1/2% FCAN 4 - 2 1/2% FCBN	W or F	16	23.5	18.8	18.5	260	BR-890
30	73-6230SH	2 - 2 1/2% FCAN 4 - 2 1/2% FCBN	W or F	16	29.0	24.3	20.9	420	BR-890
45	73-6245SH	2 - 2 1/2% FCAN 4 - 2 1/2% FCBN	W or F	16	29.0	24.3	20.9	480	BR-890
75	73-6275SH	2 - 2 1/2% FCAN 4 - 2 1/2% FCBN	W or F	16	32.0	27.3	26.3	690	BR-892
112.5	73-62112SH	2 - 2 1/2% FCAN 4 - 2 1/2% FCBN	F	16	41.0	34.3	26.8	960	N.A.
150	73-62150SH	2 - 2 1/2% FCAN 4 - 2 1/2% FCBN	F	16	41.0	34.3	26.8	1240	N.A.

Transformers are equipped with a 120 volt lighting tap. Lighting tap capacity is limited to 5% of nameplate rating distributed equally on either side of X0.



73-XX-512SH Series

480 Volt Delta Primary, 480Y/277 Volt Secondary, 60Hz									
kVA	Catalog Number	Taps	Mtg. Type W = Wall F = Floor	Conn. Dia.	Height A	Width B	Depth C	Est. Ship Weight (Lbs.)	Wall Brackets (Optional)
15	73-15-512SH	2 - 2 1/2% FCAN 4 - 2 1/2% FCBN	W or F	17	23.5	18.8	18.5	260	BR-890
30	73-30-512SH	2 - 2 1/2% FCAN 4 - 2 1/2% FCBN	W or F	17	29.0	24.3	20.9	420	BR-890
45	73-45-512SH	2 - 2 1/2% FCAN 4 - 2 1/2% FCBN	W or F	17	29.0	24.3	20.9	480	BR-890
75	73-75-512SH	2 - 2 1/2% FCAN 4 - 2 1/2% FCBN	W or F	17	32.0	27.3	26.3	690	BR-892
112.5	73-112-512SH	2 - 2 1/2% FCAN 4 - 2 1/2% FCBN	F	17	41.0	34.3	26.8	960	N.A.
150	73-150-512SH	2 - 2 1/2% FCAN 4 - 2 1/2% FCBN	F	17	41.0	34.3	26.8	1240	N.A.



Enclosure Drawing

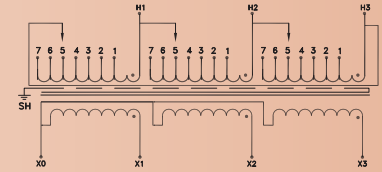
Wall mounting requires purchasing an optional Wall Mounting Bracket Set.

Complete Electrical connections may be found on Page 18

Transformers wound with a 240 volt secondary are equipped with a lighting tap. Lighting tap capacity is limited to 5% of nameplate rating distributed equally on either side of the X0 terminal.

600 Volt Delta Primary, 208Y/120 Volt Secondary, 60Hz

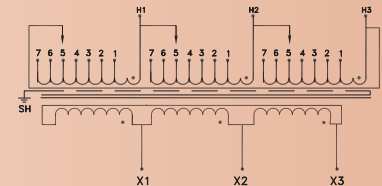
kVA	Catalog Number	Taps	Mtg. Type W = Wall F = Floor	Conn. Dia.	Height A	Width B	Depth C	Est. Ship Weight (Lbs.)	Wall Brackets (Optional)
15	73-6015SH	2 - 2 ½% FCAN 4 - 2 ½% FCBN	W or F	18	23.5	18.8	18.5	260	BR-890
30	73-6030SH	2 - 2 ½% FCAN 4 - 2 ½% FCBN	W or F	18	29.0	24.3	20.9	420	BR-890
45	73-6045SH	2 - 2 ½% FCAN 4 - 2 ½% FCBN	W or F	18	29.0	24.3	20.9	480	BR-890
75	73-6075SH	2 - 2 ½% FCAN 4 - 2 ½% FCBN	W or F	18	32.0	27.3	26.3	690	BR-892
112.5	73-60112SH	2 - 2 ½% FCAN 4 - 2 ½% FCBN	F	18	41.0	34.3	26.8	960	N.A.
150	73-60150SH	2 - 2 ½% FCAN 4 - 2 ½% FCBN	F	18	41.0	34.3	26.8	1240	N.A.



73-60XXSH Series
73-XX-1354SH Series

600 Volt Delta Primary, 240 Volt Mtdary with reduced capacity center tap, 60 Hz

kVA	Catalog Number	Taps	Mtg. Type W = Wall F = Floor	Conn. Dia.	Height A	Width B	Depth C	Est. Ship Weight (Lbs.)	Wall Brackets (Optional)
15	73-61015SH	2 - 2 ½% FCAN 4 - 2 ½% FCBN	W or F	19	23.5	18.8	18.5	260	BR-890
30	73-61030SH	2 - 2 ½% FCAN 4 - 2 ½% FCBN	W or F	19	29.0	24.3	20.9	420	BR-890
45	73-61045SH	2 - 2 ½% FCAN 4 - 2 ½% FCBN	W or F	19	29.0	24.3	20.9	480	BR-890
75	73-61075SH	2 - 2 ½% FCAN 4 - 2 ½% FCBN	W or F	19	32.0	27.3	26.3	690	BR-892
112.5	73-610112SH	2 - 2 ½% FCAN 4 - 2 ½% FCBN	F	19	41.0	34.3	26.8	960	N.A.
150	73-610150SH	2 - 2 ½% FCAN 4 - 2 ½% FCBN	F	19	41.0	34.3	26.8	1240	N.A.

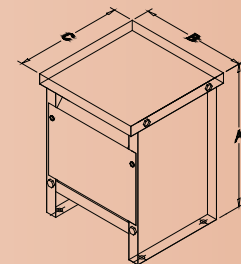


73-610XXSH Series

Transformers are equipped with a 120 volt lighting tap. Lighting tap capacity is limited to 5% of nameplate rating distributed equally on either side of X0.

600 Volt Delta Primary, S/B 480Y/277 Volt Secondary, 60 Hz

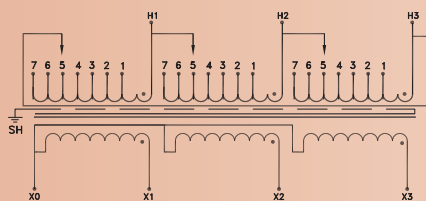
kVA	Catalog Number	Taps	Mtg. Type W = Wall F = Floor	Conn. Dia.	Height A	Width B	Depth C	Est. Ship Weight (Lbs.)	Wall Brackets (Optional)
15	73-15-1354SH	2 - 2 ½% FCAN 4 - 2 ½% FCBN	W or F	20	23.5	18.8	18.5	260	BR-890
30	73-30-1354SH	2 - 2 ½% FCAN 4 - 2 ½% FCBN	W or F	20	29.0	24.3	20.9	420	BR-890
45	73-45-1354SH	2 - 2 ½% FCAN 4 - 2 ½% FCBN	W or F	20	29.0	24.3	20.9	480	BR-890
75	73-75-1354SH	2 - 2 ½% FCAN 4 - 2 ½% FCBN	W or F	20	32.0	27.3	26.3	690	BR-892
112.5	73-112-1354SH	2 - 2 ½% FCAN 4 - 2 ½% FCBN	F	20	41.0	34.3	26.8	960	N.A.
150	73-150-1354SH	2 - 2 ½% FCAN 4 - 2 ½% FCBN	F	20	41.0	34.3	26.8	1240	N.A.



Enclosure Drawing

Wall mounting requires purchasing an optional Wall Mounting Bracket Set. Complete Electrical connections may be found on Pages 18 and 19. Transformers wound with a 240 volt secondary are equipped with a lighting tap. Lighting volt tap capacity is limited to 5% of nameplate rating distributed equally on either side of the X0 terminal.

Three Phase DOE 2016 Compliant Transformers



73-66XXSH Series
73-XX-2698SH Series
73-XX-615SH Series
73-XX-565SH Series

240 Volt Delta Primary, 208Y/120 Volt Secondary, 60 Hz

kVA	Catalog Number	Taps	Mtg. Type W = Wall F = Floor	Conn. Dia.	Height A	Width B	Depth C	Est. Ship Weight (Lbs.)	Wall Brackets (Optional)
15	73-6615SH	2 - 2 1/2% FCAN 4 - 2 1/2% FCBN	W or F	21	23.5	18.8	18.5	260	BR-890
30	73-6630SH	2 - 2 1/2% FCAN 4 - 2 1/2% FCBN	W or F	21	29.0	24.3	20.9	420	BR-890
45	73-6645SH	2 - 2 1/2% FCAN 4 - 2 1/2% FCBN	W or F	21	29.0	24.3	20.9	480	BR-890
75	73-6675SH	2 - 2 1/2% FCAN 4 - 2 1/2% FCBN	W or F	21	32.0	27.3	26.3	690	BR-892
112.5	73-66112SH	2 - 2 1/2% FCAN 4 - 2 1/2% FCBN	F	21	41.0	34.3	26.8	960	N.A.
150	73-66150SH	2 - 2 1/2% FCAN 4 - 2 1/2% FCBN	F	21	41.0	34.3	26.8	1240	N.A.

240 Volt Delta Primary, 480Y/277 Volt Secondary, 60 Hz

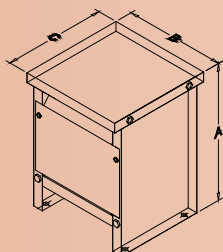
kVA	Catalog Number	Taps	Mtg. Type W = Wall F = Floor	Conn. Dia.	Height A	Width B	Depth C	Est. Ship Weight (Lbs.)	Wall Brackets (Optional)
15	73-15-2698SH	2 - 2 1/2% FCAN 4 - 2 1/2% FCBN	W or F	22	23.5	18.8	18.5	260	BR-890
30	73-30-2698SH	2 - 2 1/2% FCAN 4 - 2 1/2% FCBN	W or F	22	29.0	24.3	20.9	420	BR-890
45	73-45-2698SH	2 - 2 1/2% FCAN 4 - 2 1/2% FCBN	W or F	22	29.0	24.3	20.9	480	BR-890
75	73-75-2698SH	2 - 2 1/2% FCAN 4 - 2 1/2% FCBN	W or F	22	32.0	27.3	26.3	690	BR-892
112.5	73-112-2698SH	2 - 2 1/2% FCAN 4 - 2 1/2% FCBN	F	22	41.0	34.3	26.8	960	N.A.
150	73-150-2698SH	2 - 2 1/2% FCAN 4 - 2 1/2% FCBN	F	22	41.0	34.3	26.8	1240	N.A.

208 Volt Delta Primary, 208Y/120 Volt Secondary, 60 Hz

kVA	Catalog Number	Taps	Mtg. Type W = Wall F = Floor	Conn. Dia.	Height A	Width B	Depth C	Est. Ship Weight (Lbs.)	Wall Brackets (Optional)
15	73-15-615SH	2 - 2 1/2% FCAN 4 - 2 1/2% FCBN	W or F	23	23.5	18.8	18.5	260	BR-890
30	73-30-615SH	2 - 2 1/2% FCAN 4 - 2 1/2% FCBN	W or F	23	29.0	24.3	20.9	420	BR-890
45	73-45-615SH	2 - 2 1/2% FCAN 4 - 2 1/2% FCBN	W or F	23	29.0	24.3	20.9	480	BR-890
75	73-75-615SH	2 - 2 1/2% FCAN 4 - 2 1/2% FCBN	W or F	23	32.0	27.3	26.3	690	BR-892
112.5	73-112-615SH	2 - 2 1/2% FCAN 4 - 2 1/2% FCBN	F	23	41.0	34.3	26.8	960	N.A.
150	73-150-615SH	2 - 2 1/2% FCAN 4 - 2 1/2% FCBN	F	23	41.0	34.3	26.8	1240	N.A.

208 Volt Delta Primary, 480Y/277 Volt Secondary, 60 Hz

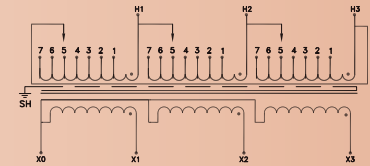
kVA	Catalog Number	Taps	Mtg. Type W = Wall F = Floor	Conn. Dia.	Height A	Width B	Depth C	Est. Ship Weight (Lbs.)	Wall Brackets (Optional)
15	73-15-565SH	2 - 2 1/2% FCAN 4 - 2 1/2% FCBN	W or F	24	23.5	18.8	18.5	260	BR-890
30	73-30-565SH	2 - 2 1/2% FCAN 4 - 2 1/2% FCBN	W or F	24	29.0	24.3	20.9	420	BR-890
45	73-45-565SH	2 - 2 1/2% FCAN 4 - 2 1/2% FCBN	W or F	24	29.0	24.3	20.9	480	BR-890
75	73-75-565SH	2 - 2 1/2% FCAN 4 - 2 1/2% FCBN	W or F	24	32.0	27.3	26.3	690	BR-892
112.5	73-112-565SH	2 - 2 1/2% FCAN 4 - 2 1/2% FCBN	F	24	41.0	34.3	26.8	960	N.A.
150	73-150-565SH	2 - 2 1/2% FCAN 4 - 2 1/2% FCBN	F	24	41.0	34.3	26.8	1240	N.A.



Enclosure Drawing

Copper Wound - Three Phase - 74 Series

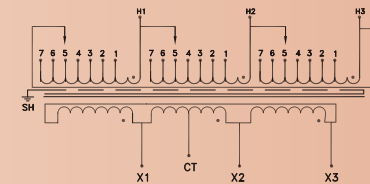
480 Volt Delta Primary, 208Y/120 Volt Secondary, 60 Hz May be used on a 480Y/277 supply									
kVA	Catalog Number	Taps	Mtg. Type W = Wall F = Floor	Conn. Dia.	Height A	Width B	Depth C	Est. Ship Weight (Lbs.)	Wall Brackets (Optional)
15	74-6315SH	2 - 2 1/2% FCAN 4 - 2 1/2% FCBN	W or F	15	23.5	18.8	18.5	275	BR-890
30	74-6330SH	2 - 2 1/2% FCAN 4 - 2 1/2% FCBN	W or F	15	29.0	24.3	20.9	510	BR-890
45	74-6345SH	2 - 2 1/2% FCAN 4 - 2 1/2% FCBN	W or F	15	29.0	24.3	20.9	560	BR-890
75	74-6375SH	2 - 2 1/2% FCAN 4 - 2 1/2% FCBN	W or F	15	32.0	27.3	26.3	720	BR-892
112.5	74-63112SH	2 - 2 1/2% FCAN 4 - 2 1/2% FCBN	F	15	41.0	34.3	26.8	1095	N.A.
150	74-63150SH	2 - 2 1/2% FCAN 4 - 2 1/2% FCBN	F	15	41.0	34.3	26.8	1490	N.A.



74-63XXSH Series

Aluminum Wound
73-LTFXXXSH
73-LTHXXXSH

480 Volt Delta Primary, 240 Volt Secondary with reduced capacity center tap, 60 Hz May be used on a 480Y/277 supply									
kVA	Catalog Number	Taps	Mtg. Type W = Wall F = Floor	Conn. Dia.	Height A	Width B	Depth C	Est. Ship Weight (Lbs.)	Wall Brackets (Optional)
15	74-6215SH	2 - 2 1/2% FCAN 4 - 2 1/2% FCBN	W or F	16	23.5	18.8	18.5	275	BR-890
30	74-6230SH	2 - 2 1/2% FCAN 4 - 2 1/2% FCBN	W or F	16	29.0	24.3	20.9	510	BR-890
45	74-6245SH	2 - 2 1/2% FCAN 4 - 2 1/2% FCBN	W or F	16	29.0	24.3	20.9	560	BR-890
75	74-6275SH	2 - 2 1/2% FCAN 4 - 2 1/2% FCBN	W or F	16	32.0	27.3	26.3	720	BR-892
112.5	74-62112SH	2 - 2 1/2% FCAN 4 - 2 1/2% FCBN	F	16	41.0	34.3	26.8	1095	N.A.
150	74-62150SH	2 - 2 1/2% FCAN 4 - 2 1/2% FCBN	F	16	41.0	34.3	26.8	1490	N.A.



74-62XXSH Series

Transformers are equipped with a 120 volt lighting tap. Lighting tap capacity is limited to 5% of nameplate rating distributed equally on either side of X0.

Low Temperature Rise Series - Three Phase

480 Volt Delta Primary, 208Y/120 Volt Secondary, 60 Hz											
kVA	Catalog Number 80° C Rise	Catalog Number 115° C Rise	Taps	Mtg. Type W = Wall F = Floor	Conn. Dia.	Height A	Width B	Depth C	Est. Ship Weight (Lbs.) 80° C Rise	Est. Ship Weight (Lbs.) 115° C Rise	Wall Brackets (Optional)
15	73-LTF315SH	73-LTH315SH	2 - 2 1/2% FCAN 4 - 2 1/2% FCBN	F	15	Consult Factory for Certified Dimensions			300	280	N.A.
30	73-LTF330SH	73-LTH330SH	2 - 2 1/2% FCAN 4 - 2 1/2% FCBN	F	15				580	450	N.A.
45	73-LTF345SH	73-LTH345SH	2 - 2 1/2% FCAN 4 - 2 1/2% FCBN	F	15				1000	580	N.A.
75	73-LTF375SH	73-LTH375SH	2 - 2 1/2% FCAN 4 - 2 1/2% FCBN	F	15				1200	1000	N.A.
112.5	73-LTF3112SH	73-LTH3112SH	2 - 2 1/2% FCAN 4 - 2 1/2% FCBN	F	15				1500	1200	N.A.

Wall mounting requires purchasing an optional Wall Mounting Bracket Set.

Complete Electrical connections may be found on Page 18.

Transformers wound with a 240 volt secondary are equipped with a lighting tap. Lighting tap capacity is limited to 5% of nameplate rating distributed equally on either side of the X0 terminal.